





EPDC & GMR Background Report on EFA 2015 Financial Gap Projections



In collaboration with the UNESCO Global Monitoring Report (GMR) team, EPDC projected the financial gap in achieving Education for All by 2015 in 46 low income countries using the HIPE (High-level Interactive Projections for Education) model for 2010 GMR publication. **Now publicly available are: background report with appendix tables** of baseline data and sources, scenario settings and targets and country-level projection results, **HIPE-GMR model and user guide, projection methodology and data description** documents. Please find them on EPDC website under *Projection Tools > HIPE Model*.



EPDC HIPE Model - Policy Planning Tool with Education Profiles & Projections

Pakistan



In collaboration with FHI's Pre-STEP project and the Department of Education of Khyber Pakhtunkhwa Province (formerly known as NWFP) in Pakistan, EPDC developed a HIPE model designed to project pupil enrollment and teacher needs by gender, school, and district in Khyber Pakhtunkhwa Province. The HIPE analytic and planning tool also includes district-level education profiles with the most recent EMIS education data and projections to 2015. In May 2010, EPDC staff traveled to Islamabad to lead a capacity development workshop for provincial and district EMIS personnel and members of the Pre-STEP team on the use of the tool.

Rwanda



In collaboration with AED's ITAC (Information Technology Application Center), EPDC developed a HIPE model with an education profile, user-interactive projection tool, and user-guide for the Rwandan primary school system at the national level. The profile presents the progress of the education system since 2000 and the HIPE model makes projections to 2015 on pupils, teachers, classrooms, textbooks, and finance based on user-set scenarios. The tool was introduced to the Ministry of Education officers at the launch of the Rwanda Education Commons portal—an ICT project funded by USAID and implemented by the Global Learning Portal (GLP). The policy makers will be trained to use the tool in December 2010.

New Data

Administrative Data from Ministries of Education and National Statistics Offices

- **Countries with new admin data** include Armenia, Azerbaijan, Bahrain, Benin, Bhutan, Bolivia, Botswana, Bulgaria, Burkina, Faso, Cambodia, Chad, China, Colombia, Croatia, Cuba, Cyprus, Dominican Republic, Ethiopia, Guatemala, Guinea, Guyana, India, Indonesia, Jamaica, Kiribati, Macedonia, Maldives, Mali, Mauritius, Mexico, Mongolia, Mozambique, Namibia, Panama, Peru, South Africa, Sri Lanka, Tajikistan, Tonga, Uganda, Uruguay and Vietnam

DHS (Demographic and Health Survey)

- **New extracted data** from Tanzania 2008 DHS, Ghana 2008 DHS, Philippines 2008 DHS, Senegal 2009 DHS, Peru 2008 DHS and Kenya 2009 DHS
- **New indicators** include pre-primary gross and net attendance rates, % new entrants to primary with pre-primary experience, and literacy rate by highest grade of primary completed

UIS (UNESCO Institute for Statistics)

- **New 2009 data**
- Updated pre-2009 data

EPDC (Education Policy and Data Center)

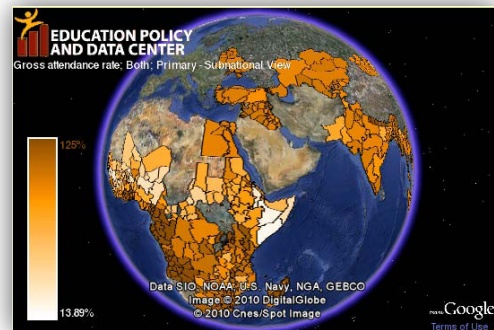
- **By grade repetition, dropout, promotion, and survival rates and transition rate to secondary** calculated based on the new and updated UIS data
- **Completion rate** calculated for primary, lower and upper secondary based on UIS data and formula

New Maps

Dynamic Google Earth Maps

- **Updated with a new color scheme** depicting gross and net attendance rates (GAR, NAR), gross and net intake rates (GIR, NIR), repetition, dropout, completion, literacy rates and education attainment
- **Time-animated projections up to 2025** illustrating gross attendance rates and gender parity indices (GPI).

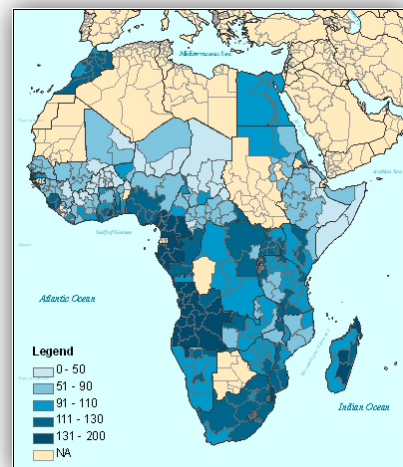
Adult Literacy Rate at Subnational level, DHS 2000-2009



Continent Maps with Sub-national Data

- Africa, Latin America, and Asia
- Gross and net attendance rates (GAR, NAR), survival to grade 5 and education attainment by school level

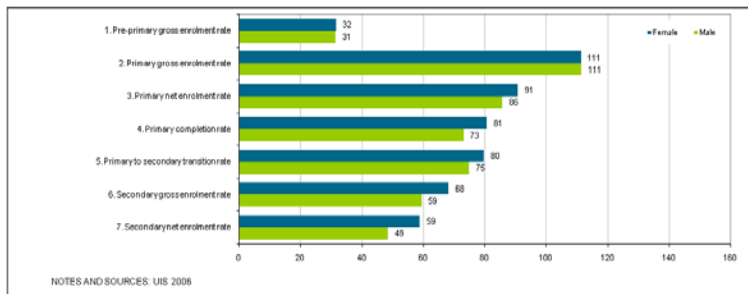
Primary Gross Attendance Rate, Africa 2000-2007



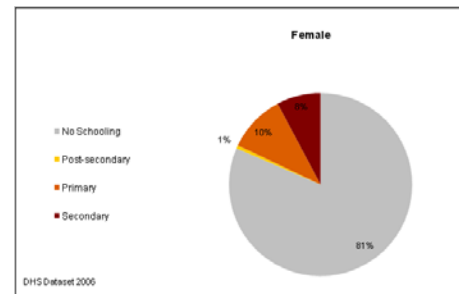
New and Updated Graphs

All of the graphs found on “Search Graphs and Maps” under *Data Visualization* on EPDC website have been updated with the most recent data available on all indicators and countries.

Participation and Retention Overview, Namibia 2006



Women's Education Attainment Level, Mali 2006



Forthcoming

- **FTI:** Development of a work plan with the Fast Track Initiative (FTI) on its Monitoring and Evaluation program for all partnering countries for the upcoming year.
- **ICP:** Development of methodology and a model to calculate Purchasing Power Parity (PPP) indices for education in collaboration with the International Comparative Program (ICP) at the World Bank.
- **2011 GMR:** Three commissioned case studies on post-conflict situations—1. Pakistan's Khyber Pakhtunkhwa, 2. Southern Sudan, 3. Multi-country analysis (23 countries) on student attendance and out of school children estimates for 2011 Global Monitoring Report (GMR) with UNESCO.



USAID
FROM THE AMERICAN PEOPLE



Education Policy and Data Center (EPDC) is a research unit within the global education portfolio of FHI 360. EPDC serves as a resource for education data, profiles and data reports on education status at the country level, research on issues and challenges in education around the world, as well as medium-term education projections. The FHI 360 global education portfolio encompasses a wide range of programs and interventions in educational development. Visit us at www.fhi360.org and www.epdc.org.

Education Policy & Data Center FHI 360

1825 Connecticut Avenue, N.W.
Washington, D.C. 20009
U.S.A.

Tel – 202 884 8246
Fax – 202 884 8466
Email – epdc@fhi360.org

www.epdc.org